



Les Bois du sanctuaire de Piétat



📍 PARDIES-PIETAT

WALKING



www.tourisme-bearn-paysdenay.com

In the Middle Ages, near Piétat, two chapels on the Chemin des Crêtes, a variant of the Way of Saint James, welcomed large numbers of pilgrims. One was in Narcastet, dedicated to Saint Ambrose, where stunted children were taken. The other was in Baliros, where relics of Saint Peter were kept to cure rabies. Not far from there and much later, a shepherd who had an apparition of the Virgin Mary on these same heights enabled the Catholic Church to re-establish itself in Bearn, which had become Protestant following the Wars of Religion. With the construction of the first church in the 17th century, Notre Dame de Piétat became a major Marian pilgrimage site long before Lourdes.



📍 Départ : PARDIES-PIETAT
Arrivée : PARDIES-PIETAT

📏 Distance :
7.5 km

🏔️ Dénivelé :
230 m

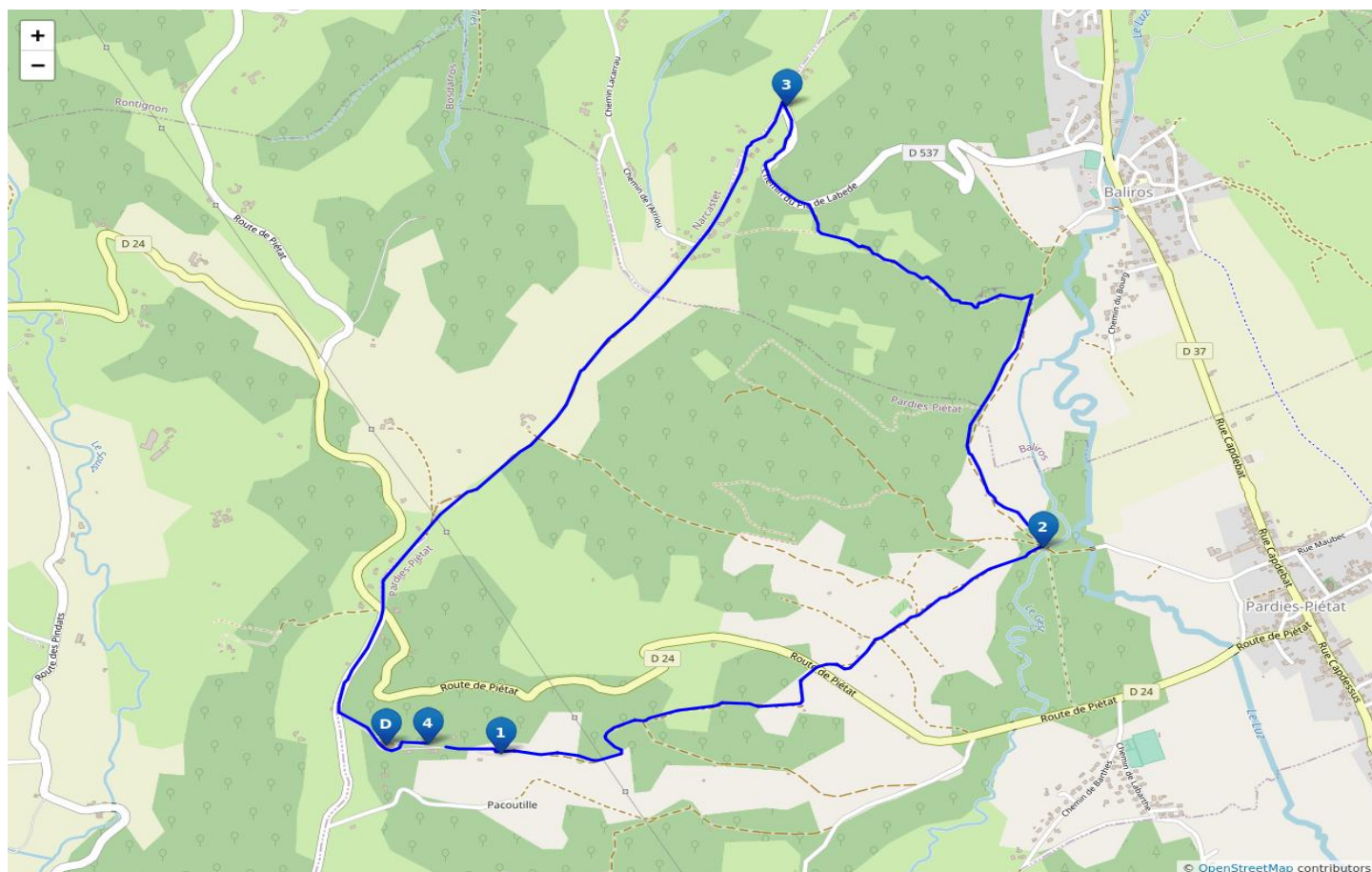
🕒 Durée :
3h

☎️ Appel
d'urgence : 112

⚠️ Les montagnes basques et béarnaises sont des espaces pastoraux. Evitez de partir avec votre chien.
Dans tous les cas, tenez-le en laisse. Merci !

★ À ne pas manquer

- Le circuit patrimoine et ses pupitres explicatifs. Le circuit patrimoine et ses pupitres explicatifs
- Le point de vue sur les Pyrénées. Le point de vue sur les Pyrénées au niveau de la table d'orientation
- le sanctuaire de Piétat. le sanctuaire de Piétat



★ Étapes

Step 1. Where to find testamale appearances. From the sanctuary car park, head towards the crosses. At the orientation table, follow the path down to the left. After about a quarter of an hour's walk, you will have reached the site of the apparitions.

Step 2. The legend of Saint Adalbaud. Follow the path to the left. Be careful, the old markings with crosses are misleading. Continue downhill. Cross the route de Piétat and go back up to the place where legend has it that Saint Adalbaud was murdered on the hill of Testemale in the 7th century. A place of worship was built there by Rictude, wife of Adalbarde (Albaud), who was killed by her family. She is said to have converted to Catholicism after this murder and had a shrine built, of which there are no traces today. Following the destruction of the shrine during the Wars of Religion, the sanctuary dedicated to the Virgin Mary that we see today was built in June 1661.

Step 3. Hillside pilgrimages. From the site of the Saint Adalbaud legend, do not cross the bridge. Take the track to the left and then to the right. Go straight on until you reach a goose paste. Turn left onto the track that leads upwards. Then left again. At an old quarry, follow the track in the middle. Cavity like an old den on the way up to the Broucas fountain. Continue uphill. Pass a bend to the right on a sort of ridge in the forest and head back down. Back on a road turn left and climb up.

Step 4. The healing fountain. At the top of the hill, turn left onto the Chemin de la Viossalaise. At a bend to the right, stay on the ridge path. Continue straight ahead. At the crossroads, take the D724 towards Notre Dame de Piétat. Turn left towards the shrine and return to the car park to see the healing fountain.

[Pour bien préparer sa rando et adopter les bons gestes en montagne, rendez vous sur https://reussirmarando.com](https://reussirmarando.com)